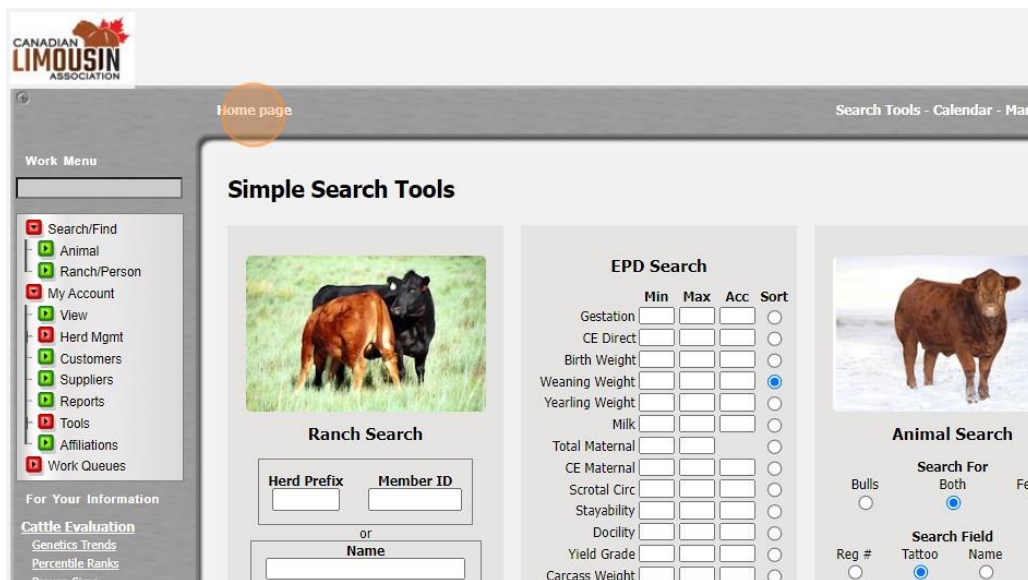


MEMBERS GUIDE TO NAVIGATING DIGITAL BEEF

1. Navigate to cla.digitalbeef.com and log into your account
2. When you log it may take you to the home screen



Home page

Search Tools - Calendar - Mark

Work Menu

- Search/Find
 - Animal
 - Ranch/Person
- My Account
 - View
 - Herd Mgmt
 - Customers
 - Suppliers
 - Reports
 - Tools
 - Affiliations
 - Work Queues

For Your Information

Cattle Evaluation

- Genetics Trends
- Percentile Ranks
- Proven Sires

Simple Search Tools

Ranch Search

Herd Prefix Member ID

or

Name

EPD Search

	Min	Max	Acc	Sort
Gestation	<input type="text"/>	<input type="text"/>	<input type="text"/>	<input type="radio"/>
CE Direct	<input type="text"/>	<input type="text"/>	<input type="text"/>	<input type="radio"/>
Birth Weight	<input type="text"/>	<input type="text"/>	<input type="text"/>	<input type="radio"/>
Weaning Weight	<input type="text"/>	<input type="text"/>	<input type="text"/>	<input checked="" type="radio"/>
Yearling Weight	<input type="text"/>	<input type="text"/>	<input type="text"/>	<input type="radio"/>
Milk	<input type="text"/>	<input type="text"/>	<input type="text"/>	<input type="radio"/>
Total Maternal	<input type="text"/>	<input type="text"/>	<input type="text"/>	<input type="radio"/>
CE Maternal	<input type="text"/>	<input type="text"/>	<input type="text"/>	<input type="radio"/>
Scrotal Circ	<input type="text"/>	<input type="text"/>	<input type="text"/>	<input type="radio"/>
Stayability	<input type="text"/>	<input type="text"/>	<input type="text"/>	<input type="radio"/>
Docility	<input type="text"/>	<input type="text"/>	<input type="text"/>	<input type="radio"/>
Yield Grade	<input type="text"/>	<input type="text"/>	<input type="text"/>	<input type="radio"/>
Carcass Weight	<input type="text"/>	<input type="text"/>	<input type="text"/>	<input type="radio"/>

Animal Search

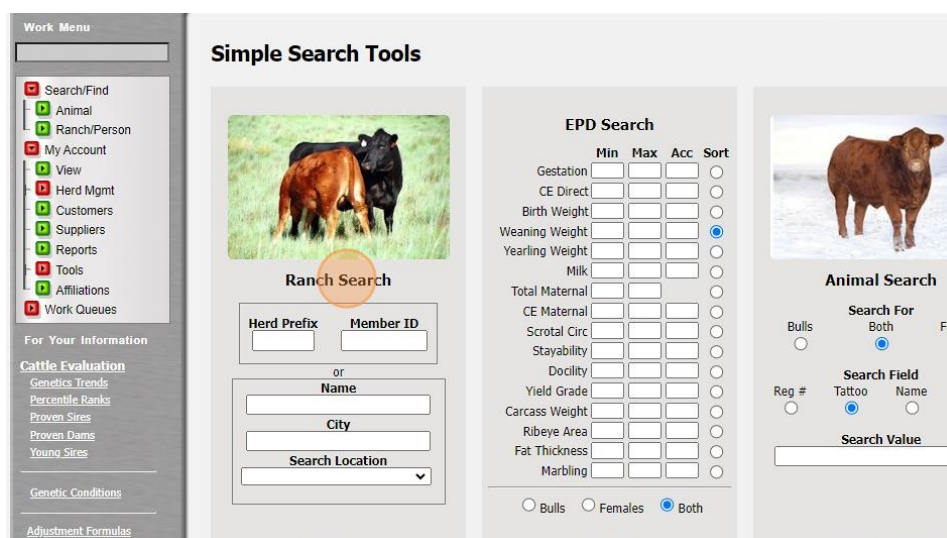
Search For

Bulls ☐ Both ☒ Females ☐

Search Field

Reg # ☐ Tattoo ☒ Name ☐

3. On this page you can do Ranch Searches, for any members you would like to look up. You can search by herd prefix, member number, member name, etc.



Work Menu

- Search/Find
 - Animal
 - Ranch/Person
- My Account
 - View
 - Herd Mgmt
 - Customers
 - Suppliers
 - Reports
 - Tools
 - Affiliations
 - Work Queues

For Your Information

Cattle Evaluation

- Genetics Trends
- Percentile Ranks
- Proven Sires
- Proven Dams
- Young Sires

Genetic Conditions

Adjustment Formulas

Simple Search Tools

Ranch Search

Herd Prefix Member ID

or

Name

City

Search Location

EPD Search

	Min	Max	Acc	Sort
Gestation	<input type="text"/>	<input type="text"/>	<input type="text"/>	<input type="radio"/>
CE Direct	<input type="text"/>	<input type="text"/>	<input type="text"/>	<input type="radio"/>
Birth Weight	<input type="text"/>	<input type="text"/>	<input type="text"/>	<input type="radio"/>
Weaning Weight	<input type="text"/>	<input type="text"/>	<input type="text"/>	<input checked="" type="radio"/>
Yearling Weight	<input type="text"/>	<input type="text"/>	<input type="text"/>	<input type="radio"/>
Milk	<input type="text"/>	<input type="text"/>	<input type="text"/>	<input type="radio"/>
Total Maternal	<input type="text"/>	<input type="text"/>	<input type="text"/>	<input type="radio"/>
CE Maternal	<input type="text"/>	<input type="text"/>	<input type="text"/>	<input type="radio"/>
Scrotal Circ	<input type="text"/>	<input type="text"/>	<input type="text"/>	<input type="radio"/>
Stayability	<input type="text"/>	<input type="text"/>	<input type="text"/>	<input type="radio"/>
Docility	<input type="text"/>	<input type="text"/>	<input type="text"/>	<input type="radio"/>
Yield Grade	<input type="text"/>	<input type="text"/>	<input type="text"/>	<input type="radio"/>
Carcass Weight	<input type="text"/>	<input type="text"/>	<input type="text"/>	<input type="radio"/>
Ribeye Area	<input type="text"/>	<input type="text"/>	<input type="text"/>	<input type="radio"/>
Fat Thickness	<input type="text"/>	<input type="text"/>	<input type="text"/>	<input type="radio"/>
Marbling	<input type="text"/>	<input type="text"/>	<input type="text"/>	<input type="radio"/>

Animal Search

Search For

Bulls ☐ Both ☒ Females ☐

Search Field

Reg # ☐ Tattoo ☒ Name ☐

Search Value

4. Enter the information in and click search and it will bring up a list that matches the search criteria

The screenshot displays the Limousin website's search interface. On the left is a navigation menu with options like 'Search/Find', 'Animal', 'Ranch/Person', 'My Account', 'View', 'Herd Mgmt', 'Customers', 'Suppliers', 'Reports', 'Tools', 'Affiliations', and 'Work Queues'. Below this is a 'For Your Information' section with links to 'Cattle Evaluation', 'Genetics Trends', 'Perceivable Ranks', 'Proven Sires', 'Proven Dams', 'Young Sires', 'Genetic Conditions', 'Adjustment Formulas', 'By-Laws (Jan 2021)', and 'Calendar Calculator'.

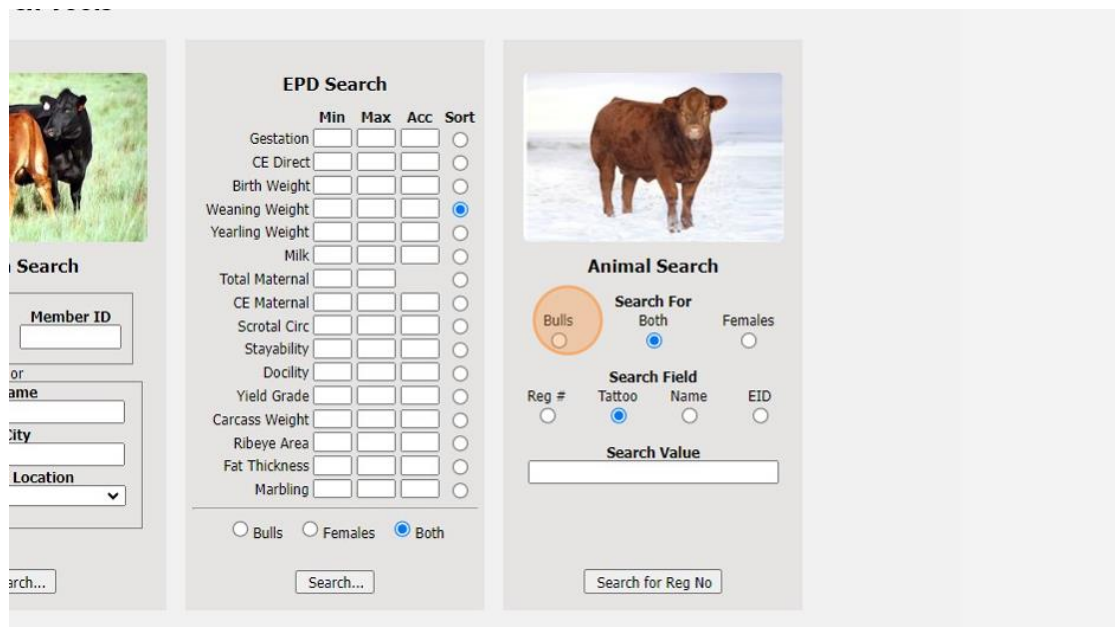
The main content area is divided into three sections:

- Ranch Search:** Features a photo of two cows. Below it are input fields for 'Herd Prefix' and 'Member ID', separated by 'or'. There are also fields for 'Name', 'City', and a 'Search Location' dropdown menu. A 'Search...' button is at the bottom.
- EPD Search:** A table with columns for various traits and search criteria. The 'Weaning Weight' row is highlighted with a blue circle. The table includes columns for 'Min', 'Max', 'Acc', and 'Sort'. Below the table are radio buttons for 'Bulls', 'Females', and 'Both' (selected), and a 'Search...' button.
- Animal Search:** Features a photo of a brown cow. Below it are radio buttons for 'Bulls', 'Both' (selected), and 'Females'. There are also radio buttons for 'Reg #', 'Tattoo' (selected), and 'Name'. A 'Search Value' input field and a 'Search for Reg No' button are at the bottom.

5. Animal Searches to look up specific animals

This close-up screenshot focuses on the 'EPD Search' and 'Animal Search' sections. The 'EPD Search' table is visible, with the 'Weaning Weight' row highlighted. The 'Animal Search' section shows the 'Both' radio button selected under 'Search For', and the 'Tattoo' radio button selected under 'Search Field'. The 'Search Value' input field is empty.

6. Choose from Bulls, Females or Both



The screenshot displays the 'EPD Search' and 'Animal Search' sections of a web application. The 'EPD Search' section features a table with columns for 'Min', 'Max', 'Acc', and 'Sort' for various traits. The 'Animal Search' section includes a 'Search For' section with radio buttons for 'Bulls', 'Both', and 'Females', and a 'Search Field' section with radio buttons for 'Reg #', 'Tattoo', 'Name', and 'EID'. A 'Search Value' input field and a 'Search for Reg No' button are also present.

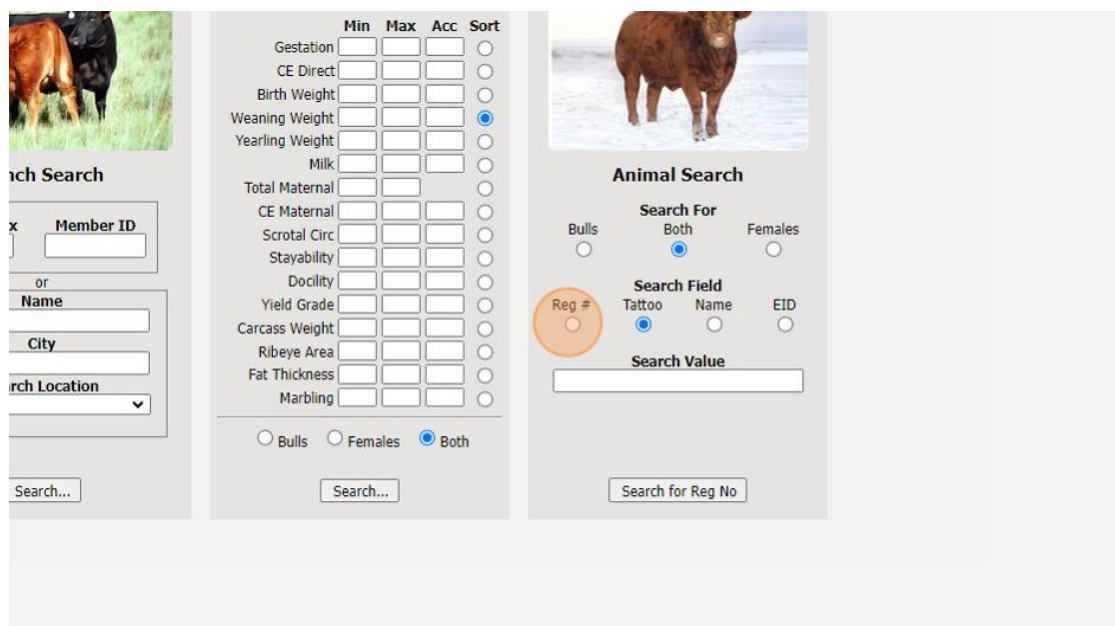
	Min	Max	Acc	Sort
Gestation				<input type="radio"/>
CE Direct				<input type="radio"/>
Birth Weight				<input type="radio"/>
Weaning Weight				<input checked="" type="radio"/>
Yearling Weight				<input type="radio"/>
Milk				<input type="radio"/>
Total Maternal				<input type="radio"/>
CE Maternal				<input type="radio"/>
Scrotal Circ				<input type="radio"/>
Stayability				<input type="radio"/>
Docility				<input type="radio"/>
Yield Grade				<input type="radio"/>
Carcass Weight				<input type="radio"/>
Ribeye Area				<input type="radio"/>
Fat Thickness				<input type="radio"/>
Marbling				<input type="radio"/>

☐ Bulls ☐ Females ☒ Both

Search...

Search for Reg No

7. Searches can be completed by Registration number, Tattoo, Name or EID. Check which box you prefer to search by. Then enter the information into the search value box below and click search for button below, and a list will be generated to match your search criteria



This screenshot is identical to the one above, but with the 'Reg #' radio button in the 'Search Field' section of the 'Animal Search' panel selected. The 'Search Value' input field is currently empty.

8. To get to your main profile screen, click the View tab

9. Once you are in your profile you can access your personal information, change or update your information. The address tab will allow you to update your address on file as well as your email address.

All	Quick Sire List	Breeding	Yearling	Weaned	Pre-Wean	Un-Registered
All						
Quick sire List						
Bulls :: Breeding						
Bulls :: Yearling						
Bulls :: Weaned						
Bulls :: Pre-Wean						
Females :: Breeding						
Females :: Yearling						
Females :: Weaned						
Females :: Pre-Wean						
For Sale						
Legacy						

10. The phone tab will allow you to see what phone numbers are on file and make changes if required

The screenshot shows the 'General Profile Information' page for profile ID 993. The 'Phones' tab is highlighted with an orange circle. The page includes a sidebar with navigation options like 'Search/Find', 'My Account', and 'Cattle Evaluation'. The main content area displays profile details such as 'Profile Type: Lifetime Member', 'Official Profile Name: CANADIAN LIMOUSIN ASSOCIATION', and 'Herd Prefix: CLA'. A table at the bottom shows address information with columns for Street, City, State, Postal Code, Country, and Premise ID. The 'Phones' tab is currently selected, and the 'Add Address' link is visible below the table.

Addresses	Phones	Contacts	Partnerships	Associated	Account	Prefs	Herd	Pastures	Event
Primary	3378 15TH AVENUE SW	MEDICINE HAT	AB	T1B 3W5	CANADA	Premise ID	limousin		

11. The partnership tab will show you what partnerships are attached to your profile

The screenshot shows the 'General Profile Information' page for profile ID 993. The 'Partnerships' tab is highlighted with an orange circle. The page layout is identical to the previous screenshot, but the 'Partnerships' tab is selected. The table below the tabs shows partnership information with columns for Job/Position, Name, Nickname, Email, and Phone. The 'Add Contact' link is visible below the table.

Addresses	Phones	Contacts	Partnerships	Associated	Account	Prefs	Herd	Pastures	Event

12. The Associated tab will show you if you have accounts associated with your profile, here some families will link their accounts to one main account to have the ease of registry work out of one account.

The screenshot shows the 'General Profile Information' page for a 'Lifetime Member' (Official Profile ID: 993, Name: CANADIAN LIMOUSIN ASSOCIATION). The 'Associated' tab is highlighted with an orange circle. The page displays various fields including 'Herd Prefix: CLA', 'Hold Brand: Add Brand', 'Hold Brand Location', 'Tattoo Location', and 'Member Password'. A message states: 'This profile is not a member of any recorded partnerships.' The 'Event' section on the right lists 'Last Activity', 'Last Change', 'Last Log In: Mar 4, 2024', 'Membership Date: 11/03/2007', 'Membership Ends: 31/12/2024', 'Date Inactive: 31/12/2017', 'Last Registration', 'Last Transfer', 'Last Purchase', and 'Last Performance'. The 'Balance Due' is \$0.00, and there is an option to 'Email Statements to this user'.

13. The account tab will display individual invoices, you can type in a specific date range for invoices or statements if you are missing some.

The screenshot shows the 'General Profile Information' page for the same 'Lifetime Member'. The 'Account' tab is highlighted with an orange circle. The page displays the same fields as the previous screenshot. The 'Event' section on the right lists 'Last Activity', 'Last Change', 'Last Log In: Mar 4, 2024 at 12:55 p', 'Membership Date: 11/03/2007', 'Membership Ends: 31/12/2024', 'Date Inactive: 31/12/2017', 'Last Registration', 'Last Transfer', 'Last Purchase', and 'Last Performance'. The 'Balance Due' is \$0.00, and there is an option to 'Email Statements to this user'. A message states: 'Link me to another account. You cannot make your herd the master account of other herds. In order to have operational control over another herd, the "Link" must be initiated from their account'.

14. The Prefs tab will list all the preferences for your account, if you want to use a credit card on account or have invoices emailed to you those can be selected here.

You can also set membership to auto renew, opt out of WHE, set your transfers to e-file only and more.

The screenshot shows the 'ral Profile Information' page. The 'Prefs' tab is highlighted with an orange circle. The page displays profile details for a 'Lifetime Member' with 'Official Profile ID: 993' and 'Official Profile Name: CANADIAN LIMOUSIN ASSOCIATION'. It includes fields for 'Herd Prefix: CLA', 'Hold Brand: Add Brand', 'Hold Brand Location', and 'Tattoo Location'. A 'Member Password' field with a 'view' button is also present. On the right, a table lists 'Event' and 'Date' for 'Last Activity', 'Last Change', 'Last Log In', 'Membership Date', 'Membership Ends', 'Date Inactive', 'Last Registration', 'Last Transfer', 'Last Purchase', and 'Last Performance'. Below this, it shows 'Balance Due: \$ 0.00' and 'Email Statements to this user'. At the bottom, there is an 'Account Statement Builder' section with 'Begin Date' (04/02/2024), 'End Date' (04/03/2024), and buttons for 'Summary Statement of Account' and 'Detailed Statement of Account'. A 'Show Invoice History' link is also visible.

15. A view of your preferences area, check mark your selected preferences, uncheck anything you do not want.

The screenshot shows the 'Prefs' tab in the preferences area. It displays the same profile information as the previous screenshot. Below the profile information, there are several sections for preferences. The 'Bull Name Prefix' and 'Heifer Name Prefix' fields are empty, with a note that they will be automatically prepended to the name of your bull calves. The 'Name to Print on Certificate' field is also empty. There are three columns of checkboxes for various preferences. The first column includes 'Bill my charges to Credit Card on File', 'Email Statements/Invoices' (checked), 'Automatically Extend my Membership' (checked), 'Force all hybrid animals to Percentage papers', and 'Show my Genetic Trends to others'. The second column includes 'Français est ma langue de préférence', 'Allow non-members to see this profile' (checked), 'Allow members to see email addresses', 'Include in mailing lists', 'eFile certificates of animals transferred to me', and 'Publish homozygous/heterozygous results automatically' (checked). The third column includes 'Opt out of general email correspondence', 'Opt out of WHE' (checked), and 'Opt out of Limousin Voice'.

16. The herd tab will give you a list of all your active animals in your herd

Profile Type: Lifetime Member
Official Profile ID: 993
Official Profile Name: CANADIAN LIMOUSIN ASSOCIATION
DBA:
Herd Prefix: CLA
Hold Brand: Add Brand
Hold Brand Location:
Tattoo Location:
Member Password
view

Event Date
Last Activity:
Last Change:
Last Log In: Mar 4, 2024 at 12:55 pm
Membership Date: 11/03/2007
Membership Ends: 31/12/2024
Date Inactive: 31/12/2017
Last Registration:
Last Transfer:
Last Purchase:
Last Performance:
Balance Due: \$ 0.00
Email Statements to this user

tacts Partnerships Associated Account Prefs **Herd** Pastures Incomplete Work CG's DNA WHE

Bull Name Prefix (will be automatically prepended to the name of your bull calves)
Heifer Name Prefix (will be automatically prepended to the name of your heifer calves)
Name to Print on Certificate

☐ Bill my charges to Credit Card on File
☒ Email Statements/Invoices
☒ Automatically Extend my Membership
☐ Force all hybrid animals to Percentage papers
☐ Show my Genetic Trends to others

☐ Français est ma langue de préférence
☒ Allow non-members to see this profile
☐ Allow members to see email addresses
☐ Include in mailing lists
☐ eFile certificates of animals transferred to me
☒ Publish homozygous/heterozygous results automatically

☐ Opt out of general email correspondence
☒ Opt out of WHE
☐ Opt out of Limousin Voice

17. Under the bulls you can click breeding, yearling, weaned and pre-wean, this will bring up the list under each age group

Search/Find
Animal
Ranch/Person
My Account
View
Herd Mgmt
Customers
Suppliers
Reports
Tools
Affiliations
Work Queues

For Your Information
Cattle Evaluation
Genetics Trends
Percentile Ranks
Proven Sires
Proven Dams
Young Sires
Genetic Conditions
Adjustment Formulas
By-Laws (Jan 2021)
Calendar Calculator:
04/03/2024 calculate
International Letter
R - 2005 C - 2015
S - 2006 D - 2016
T - 2007 E - 2017
U - 2008 F - 2018
W - 2009 G - 2019

Profile Type: Lifetime Member
Official Profile ID: 993
Official Profile Name: CANADIAN LIMOUSIN ASSOCIATION
DBA:
Herd Prefix: CLA
Hold Brand: Add Brand
Hold Brand Location:
Tattoo Location:
Member Password
view

Addresses Phones Contacts Partnerships Associated Account Prefs **Herd**

Bulls Females
All Quick Sire List Breeding Yearling Weaned Pre-Wean Breeding Yearling Weaned Pre-Wean Un-Registered

All Comprehensive list of all animals in your inventory not identified as culled or died
Quick sire List Bulls you have selected for easy recording of calves and breeding information
Bulls :: Breeding Bulls in your inventory that are at least 720 days of age OR they have a breeding record entered into the h
Bulls :: Yearling Bulls in your inventory that are at between 250 and 720 days of age AND they have no breeding record en
Bulls :: Weaned Bulls in your inventory that are over 250 days of age OR they have a weaning record entered into the h
Bulls :: Pre-Wean Bulls in your inventory that are under 251 days of age AND they have no weaning record entered into the l
Females :: Breeding Cows and heifers in your inventory that are at least 720 days of age OR they have a breeding record enter
Females :: Yearling Heifers in your inventory that are at between 250 and 720 days of age AND they have no breeding record i
Females :: Weaned Heifers in your inventory that are over 250 days of age OR they have a weaning record entered into the he
Females :: Pre-Wean Heifers in your inventory that are under 251 days of age AND they have no weaning record entered into th
For Sale Animals you have flagged as For Sale by Private Treaty
Legacy Animals you have sold, culled or had die while owned by your ranch

18. Under the females you can click breeding, yearling, weaned and pre-wean, this will bring up the list under each age group. A bit further to the left is the un-registered animal tab, here will list all the animals in your account that have not been registered yet.

Add Ranch Logo	Profile Type: Lifetime Member Official Profile ID: 993 Official Profile Name: CANADIAN LIMOUSIN ASSOCIATION DBA: Herd Prefix: CLA Hold Brand: Add Brand Hold Brand Location: Tattoo Location: Member Password <input type="button" value="view"/>		Event Last Activity: Last Change: Last Log In: Mar 4, 2024 Membership Date: 11/03/2007 Membership Ends: 31/12/2024 Date Inactive: 31/12/2017 Last Registration: Last Transfer: Last Purchase: Last Performance:
	Balance Due: \$ 0 Email Statements to this		

Phones	Contacts	Partnerships	Associated	Account	Prefs	Herd	Pastures	Incomplete Work	CG's
--------	----------	--------------	------------	---------	-------	------	----------	-----------------	------

Sire List	Bulls				Females				Un-Registered	For Sale	Legacy
	Breeding	Yearling	Weaned	Pre-Wean	Breeding	Yearling	Weaned	Pre-Wean			

Comprehensive list of all animals in your inventory not identified as culled or died
 Bulls you have selected for easy recording of calves and breeding information
 Bulls in your inventory that are at least 720 days of age OR they have a breeding record entered into the herdbook
 Bulls in your inventory that are at between 250 and 720 days of age AND they have no breeding record entered into the herdbook
 Bulls in your inventory that are over 250 days of age OR they have a weaning record entered into the herdbook
 Bulls in your inventory that are under 251 days of age AND they have no weaning record entered into the herdbook
 Cows and heifers in your inventory that are at least 720 days of age OR they have a breeding record entered into the herdbook
 Heifers in your inventory that are at between 250 and 720 days of age AND they have no breeding record entered into the herdbook
 Heifers in your inventory that are over 250 days of age OR they have a weaning record entered into the herdbook
 Heifers in your inventory that are under 251 days of age AND they have no weaning record entered into the herdbook
 Animals you have flagged as For Sale by Private Treaty
 Animals you have sold, culled or had die while owned by your ranch

19. To generate a complete list, click the "All" tab and this will bring up a list of all the active animals on your account

Search/Find <input type="checkbox"/> Animal <input type="checkbox"/> Ranch/Person <input checked="" type="checkbox"/> My Account <input type="checkbox"/> View <input type="checkbox"/> Herd Mgmt <input type="checkbox"/> Customers <input type="checkbox"/> Suppliers <input type="checkbox"/> Reports <input type="checkbox"/> Tools <input type="checkbox"/> Affiliations <input type="checkbox"/> Work Queues	Official Profile Name: CANADIAN LIMOUSIN ASSOCIATION DBA: Herd Prefix: CLA Hold Brand: Add Brand Hold Brand Location: Tattoo Location: Member Password <input type="button" value="view"/>	
	For Your Information Cattle Evaluation Genetics Trends Percentile Ranks Proven Sires Proven Dams Young Sires Genetic Conditions Adjustment Formulas Calendar Calculator: 04/03/2024 calculate International Letter R - 2005 C - 2015 S - 2006 D - 2016 T - 2007 E - 2017 U - 2008 F - 2018 W - 2009 G - 2019 X - 2010 H - 2020	

Addresses	Phones	Contacts	Partnerships	Associated	Account	Prefs	Herd
-----------	--------	----------	--------------	------------	---------	-------	------

All	Quick Sire List	Bulls				Females				Un-Registered
		Breeding	Yearling	Weaned	Pre-Wean	Breeding	Yearling	Weaned	Pre-Wean	

All: Comprehensive list of all animals in your inventory not identified as culled or died
 Quick sire List: Bulls you have selected for easy recording of calves and breeding information
 Bulls :: Breeding: Bulls in your inventory that are at least 720 days of age OR they have a breeding record entered into the h
 Bulls :: Yearling: Bulls in your inventory that are at between 250 and 720 days of age AND they have no breeding record en
 Bulls :: Weaned: Bulls in your inventory that are over 250 days of age OR they have a weaning record entered into the herd
 Bulls :: Pre-Wean: Bulls in your inventory that are under 251 days of age AND they have no weaning record entered into the l
 Females :: Breeding: Cows and heifers in your inventory that are at least 720 days of age OR they have a breeding record enter
 Females :: Yearling: Heifers in your inventory that are at between 250 and 720 days of age AND they have no breeding record i
 Females :: Weaned: Heifers in your inventory that are over 250 days of age OR they have a weaning record entered into the he
 Females :: Pre-Wean: Heifers in your inventory that are under 251 days of age AND they have no weaning record entered into th
 For Sale: Animals you have flagged as For Sale by Private Treaty
 Legacy: Animals you have sold, culled or had die while owned by your ranch

20. Once you have generated the list of your choosing, you can navigate to each animal or put them in work queues.

The view tab will allow you to view your animal profile,

The Edit tab will allow you to make minor edits to an animal

The Transfer tab will put the animal in a Transfer queue if you're wishing to complete a transfer to another member

The Dispose Tab will put the animal in a Disposal queue if you need to update the status of an animal

The Genotype tab will put the animal into your DNA queue, this is a quick way to enter in a group of animals you would like to have DNA completed on.

Hold Brand Location:
Tattoo Location:
Member Password
[view](#)

Date Inactive: 31/12/2017
Last Registration:
Last Transfer:
Last Purchase:
Last Performance:

Balance Due: \$ 0.00
Email Statements to this user

Contacts Partnerships Associated Account Prefs **Herd** Pastures Incomplete Work CG's DNA WH

Bulls **Females**

ing Yearling Weaned Pre-Wean Breeding Yearling Weaned Pre-Wean Un-Registered For Sale Legacy

PV - fully parent verified and qualifies to both Sire and Dam
SV - Sire verified only DV - Dam verified Only
ExS - Excluded to Sire, additional DNA is required
ExD - Excluded to Dam, additional DNA is required

#	Name	Born	Wean	Year	Scan	PV	Options
564	FREIGHTLINER	20/04/96	20/10/96	28/03/97			View Edit Transfer Dispose Genotype Not For Sale


21. The incomplete work tab will show you all the work queues you have uncompleted work in.

[edit]

Profile Type: Lifetime Member Official Profile ID: 993 Official Profile Name: CANADIAN LIMOUSIN ASSOCIATION DBA: Herd Prefix: CLA Hold Brand: Add Brand Hold Brand Location: Tattoo Location: Member Password view	<table><thead><tr><th>Event</th><th>Date</th></tr></thead><tbody><tr><td colspan="2">Last Activity:</td></tr><tr><td colspan="2">Last Change:</td></tr><tr><td colspan="2">Last Log In: Mar 4, 2024 at 12:55 pm</td></tr><tr><td colspan="2">Membership Date: 11/03/2007</td></tr><tr><td colspan="2">Membership Ends: 31/12/2024</td></tr><tr><td colspan="2">Date Inactive: 31/12/2017</td></tr><tr><td colspan="2">Last Registration:</td></tr><tr><td colspan="2">Last Transfer:</td></tr><tr><td colspan="2">Last Purchase:</td></tr><tr><td colspan="2">Last Performance:</td></tr></tbody></table> Balance Due: \$ 0.00 Email Statements to this user	Event	Date	Last Activity:		Last Change:		Last Log In: Mar 4, 2024 at 12:55 pm		Membership Date: 11/03/2007		Membership Ends: 31/12/2024		Date Inactive: 31/12/2017		Last Registration:		Last Transfer:		Last Purchase:		Last Performance:	
Event	Date																						
Last Activity:																							
Last Change:																							
Last Log In: Mar 4, 2024 at 12:55 pm																							
Membership Date: 11/03/2007																							
Membership Ends: 31/12/2024																							
Date Inactive: 31/12/2017																							
Last Registration:																							
Last Transfer:																							
Last Purchase:																							
Last Performance:																							

ps Associated Account Prefs Herd Pastures **Incomplete Work** CG's DNA WHE

You currently have 1 animals not assigned to a pasture.

re used until you define your actual loacations	
---	---

[Add New Pasture](#)

22. Click "CG's" tab is the contemporary grouping rules

[edit]

Profile Type: Lifetime Member Official Profile ID: 993 Official Profile Name: CANADIAN LIMOUSIN ASSOCIATION DBA: Herd Prefix: CLA Hold Brand: Add Brand Hold Brand Location: Tattoo Location: Member Password view	<table><thead><tr><th>Event</th><th>Date</th></tr></thead><tbody><tr><td colspan="2">Last Activity:</td></tr><tr><td colspan="2">Last Change:</td></tr><tr><td colspan="2">Last Log In: Mar 4, 2024 at 12:55 pm</td></tr><tr><td colspan="2">Membership Date: 11/03/2007</td></tr><tr><td colspan="2">Membership Ends: 31/12/2024</td></tr><tr><td colspan="2">Date Inactive: 31/12/2017</td></tr><tr><td colspan="2">Last Registration:</td></tr><tr><td colspan="2">Last Transfer:</td></tr><tr><td colspan="2">Last Purchase:</td></tr><tr><td colspan="2">Last Performance:</td></tr></tbody></table> Balance Due: \$ 0.00 Email Statements to this user	Event	Date	Last Activity:		Last Change:		Last Log In: Mar 4, 2024 at 12:55 pm		Membership Date: 11/03/2007		Membership Ends: 31/12/2024		Date Inactive: 31/12/2017		Last Registration:		Last Transfer:		Last Purchase:		Last Performance:	
Event	Date																						
Last Activity:																							
Last Change:																							
Last Log In: Mar 4, 2024 at 12:55 pm																							
Membership Date: 11/03/2007																							
Membership Ends: 31/12/2024																							
Date Inactive: 31/12/2017																							
Last Registration:																							
Last Transfer:																							
Last Purchase:																							
Last Performance:																							

Associated Account Prefs Herd Pastures Incomplete Work **CG's** DNA WHE


No kickouts for this member

<p>Official Profile ID: 993</p> <p>Official Profile Name: CANADIAN LIMOUSIN ASSOCIATION DBA:</p> <hr/> <p>Herd Prefix: CLA</p> <p>Hold Brand: Add Brand</p> <p>Hold Brand Location:</p> <p>Tattoo Location:</p> <hr/> <p align="center">Member Password</p> <p align="center"><input type="button" value="view"/></p>	<p>Last Activity: Last Change:</p> <hr/> <p>Last Log In: Mar 4, 2024 at 12:55 pm</p> <p>Membership Date: 11/03/2007</p> <p>Membership Ends: 31/12/2024</p> <p>Date Inactive: 31/12/2017</p> <hr/> <p>Last Registration:</p> <p>Last Transfer:</p> <p>Last Purchase:</p> <p>Last Performance:</p> <hr/> <p align="center">Balance Due: \$ 0.00</p> <p align="center">Email Statements to this user</p>
---	---

Contacts	Partnerships	Associated	Account	Prefs	Herd	Pastures	Incomplete Work	CG's	DNA	WHE
----------	--------------	------------	---------	-------	------	----------	-----------------	------	-----	-----

Weaning	Yearling	Ultrasound	Carcass
---------	----------	------------	---------

	Wean	Year	Ultrasound	Carcass
low	Weigh Date Bith CG	Weigh Date Wean CG	Weigh Date Wean CG	Kill Date
remise	Ranch Group/Premise Sex	Ranch Group/Premise Sex	Ranch Group/Premise Sex	Wean CG Packer Plant
e VS or ET) :	Mgmt Code Feed Code	Mgmt Code Feed Code	Mgmt Code Feed Code	



[Home page](#)
[Search Tools](#) - [Calendar](#) - [Market](#)

Work Menu
993

- Search/Find
- Animal
- Ranch/Person
- My Account
- View
- Herd Mgmt
- Customers
- Suppliers
- Reports
- Tools
- Affiliations
- Work Queues

For Your Information
[Cattle Evaluation](#)
[Genetics Trends](#)
[Percentile Ranks](#)
[Proven Sires](#)
[Proven Dams](#)
[Young Sires](#)
[Genetic Conditions](#)

General Profile Information

Add Ranch Logo

Profile Type: Lifetime Member
Official Profile ID: 993
Official Profile Name: CANADIAN LIMOUSIN ASSOCIATION
DBA:

Herd Prefix: CLA
Hold Brand: Add Brand
Hold Brand Location:
Tattoo Location:

Member Password

Event
Last Acti
Last Cha
Last Lo
Membership E
Membership E
Date Inac
Last Registra
Last Tran
Last Purch
Last Performa
Balar
Email SI
Incomp
Work

Addresses Phones Contacts Partnerships Associated Account Prefs **Herd** Pastures

This profile does not participate in WHE

25. The first here is Inventory, this is where your Whole Herd enrolled animals will be listed

Home page Search Tools - Calendar - Mark

Work Menu 993

- Search/Find
- Animal
- Ranch/Person
- My Account
- View
- Herd Mgmt
- Inventory
- Pasture Groups
- Recording
- Breeding
- DNA
- Cooperators
- Private Treaty
- Consignments
- Customers
- Suppliers
- Reports
- Tools
- Affiliations
- Work Queues

For Your Information Cattle Evaluation

General Profile Information

Add Ranch Logo

Profile Type: Lifetime Member
Official Profile ID: 993
Official Profile Name: CANADIAN LIMOUSIN ASSOCIATION
DBA:

Herd Prefix: CLA
Hold Brand: Add Brand
Hold Brand Location:
Tattoo Location:

Member Password
view

Event
Last Acti
Last Cha
Last Lo
Membership E
Membership E
Date Inac
Last Registra
Last Tran
Last Purch
Last Performa

Balar
Email SI
Incomp
Work

Addresses Phones Contacts Partnerships Associated Account Prefs Herd Pastures

This profile does not participate in WHE

26. Under the Assessment-Age tab will be a list of your active cows to enroll in Whole Herd Enrolment, this opens in October each year.

Home page Search Tools - Calendar - M

Work Menu 8556

- Search/Find
- Animal
- Ranch/Person
- My Account
- View
- Herd Mgmt
- Inventory
- Pasture Groups
- Recording
- Breeding
- DNA
- Cooperators
- Private Treaty
- Consignments
- Customers
- Suppliers
- Reports

WHE Inventory: PINCH HILL LIMOUSIN

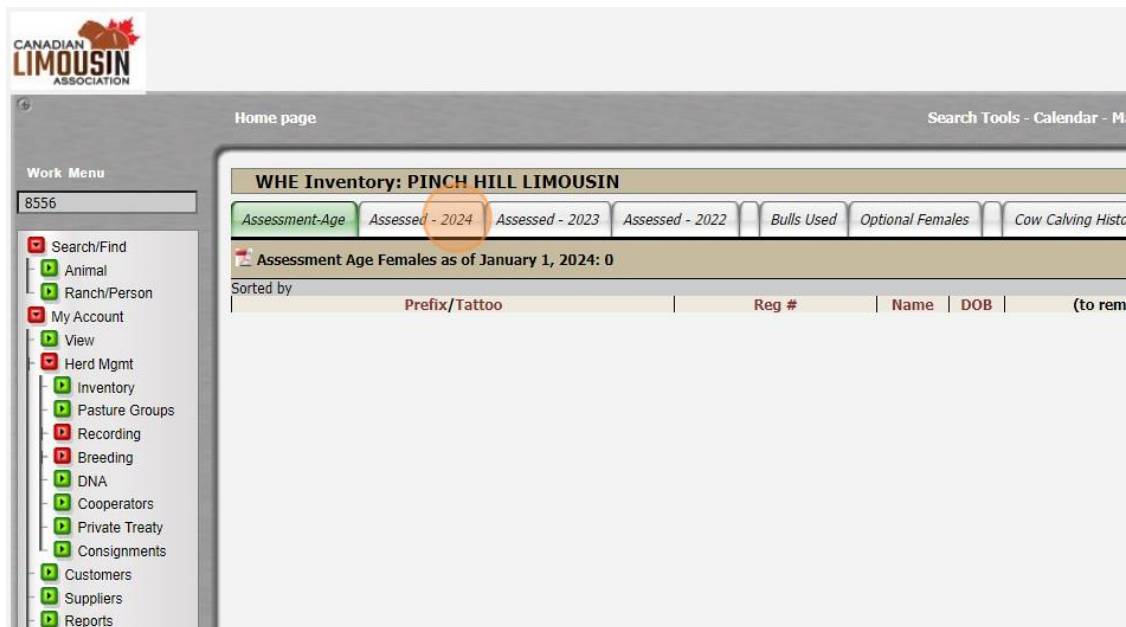
Assessment-Age Assessed - 2024 Assessed - 2023 Assessed - 2022 Bulls Used Optional Females Cow Calving Histo

Please make a selection from the tabs above...

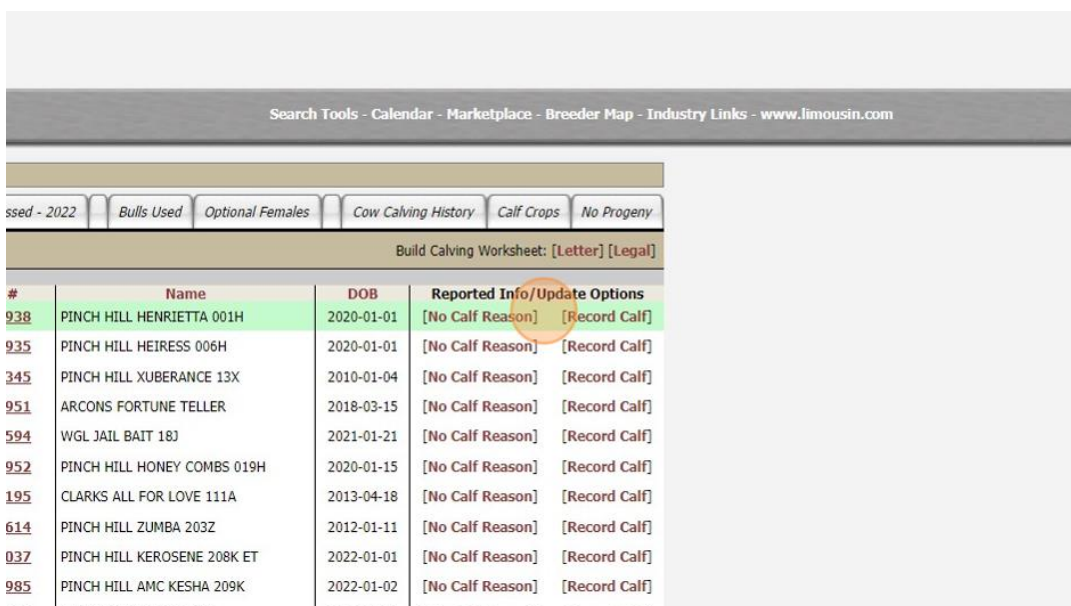
CANADIAN LIMOUSIN ASSOCIATION

EXCLUDING embryo transfer calves

27. The next few tabs to the right are your assessment year tabs, you can click on each tab year to enter calf data



28. Once you open a assessed tab, it will list all your cows enrolled for that year. You can then enter the calving data. If they did not have a calf that year click the "no calf reason" and it will bring up a dropdown menu to choose the appropriate reason the cow did not calve that year.



29. The "record calf" will place a calf in the calving queue for this cow, so you can complete the calf registrations

Search Tools - Calendar - Marketplace - Breeder Map - Industry Links - www.limousin.com			
Bulls Used	Optional Females	Cow Calving History	Calf Crops No Progeny
Build Calving Worksheet: [Letter] [Legal]			
Name	DOB	Reported Info/Update Options	
LL HENRIETTA 001H	2020-01-01	[No Calf Reason]	[Record Calf]
LL HEIRESS 006H	2020-01-01	[No Calf Reason]	[Record Calf]
LL XUBERANCE 13X	2010-01-04	[No Calf Reason]	[Record Calf]
FORTUNE TELLER	2018-03-15	[No Calf Reason]	[Record Calf]
. BAIT 18J	2021-01-21	[No Calf Reason]	[Record Calf]
LL HONEY COMBS 019H	2020-01-15	[No Calf Reason]	[Record Calf]
LL FOR LOVE 111A	2013-04-18	[No Calf Reason]	[Record Calf]
LL ZUMBA 203Z	2012-01-11	[No Calf Reason]	[Record Calf]
LL KEROSENE 208K ET	2022-01-01	[No Calf Reason]	[Record Calf]
LL AMC KESHA 209K	2022-01-02	[No Calf Reason]	[Record Calf]
LL KESHA 209K	2022-01-02	[No Calf Reason]	[Record Calf]

30. If you like to see the animals on paper you can build a calving worksheet to print out, it has all the same data as on the digital beef recording screen.

Search Tools - Calendar - Marketplace - Breeder Map - Industry Links - www.limousin.com			
123	Assessed - 2022	Bulls Used	Optional Females
Build Calving Worksheet: [Letter] [Legal]			
Reg #	Name	DOB	Reported Info/Update Options
CPF4104938	PINCH HILL HENRIETTA 001H	2020-01-01	[No Calf Reason] [Record Calf]
CPF4104935	PINCH HILL HEIRESS 006H	2020-01-01	[No Calf Reason] [Record Calf]
CPF0200345	PINCH HILL XUBERANCE 13X	2010-01-04	[No Calf Reason] [Record Calf]
CPF4095951	ARCONS FORTUNE TELLER	2018-03-15	[No Calf Reason] [Record Calf]
CPF4111594	WGL JAIL BAIT 18J	2021-01-21	[No Calf Reason] [Record Calf]
CPF4104952	PINCH HILL HONEY COMBS 019H	2020-01-15	[No Calf Reason] [Record Calf]
CPF0214195	CLARKS ALL FOR LOVE 111A	2013-04-18	[No Calf Reason] [Record Calf]
CPF0209614	PINCH HILL ZUMBA 203Z	2012-01-11	[No Calf Reason] [Record Calf]
CPF4119037	PINCH HILL KEROSENE 208K ET	2022-01-01	[No Calf Reason] [Record Calf]
CPF4114985	PINCH HILL AMC KESHA 209K	2022-01-02	[No Calf Reason] [Record Calf]

31. The bulls used tab is a place to enter in your bulls used

Home page Search Tools - Calendar - Marketplace - Breeder Map - Indus

WHE Inventory: PINCH HILL LIMOUSIN

Assessment-Age Assessed - 2024 Assessed - 2023 Assessed - 2022 **Bulls Used** Optional Females Cow Calving History Calf Crops No Progeny

Assessed Females for 2024: 32 Build Calving Worksheet: [Letter] [Legal]

Sorted by

Invoice	Prefix/Tattoo	Reg #	Name	DOB	Reported Info/Update Options	
View	XPC 1H	CPF4104938	PINCH HILL HENRIETTA 001H	2020-01-01	[No Calf Reason]	[Record Calf]
View	XPC 6H	CPF4104935	PINCH HILL HEIRESS 006H	2020-01-01	[No Calf Reason]	[Record Calf]
View	XPC 13X	CPF0200345	PINCH HILL XUBERANCE 13X	2010-01-04	[No Calf Reason]	[Record Calf]
View	ACC 16F	CPF4095951	ARCONS FORTUNE TELLER	2018-03-15	[No Calf Reason]	[Record Calf]
View	WGL 18J	CPF4111594	WGL JAIL BAIT 18J	2021-01-21	[No Calf Reason]	[Record Calf]
View	XPC 19H	CPF4104952	PINCH HILL HONEY COMBS 019H	2020-01-15	[No Calf Reason]	[Record Calf]
View	CDC 111A	CPF0214195	CLARKS ALL FOR LOVE 111A	2013-04-18	[No Calf Reason]	[Record Calf]
View	XPC 203Z	CPF0209614	PINCH HILL ZUMBA 203Z	2012-01-11	[No Calf Reason]	[Record Calf]
View	XPC 208K	CPF4119037	PINCH HILL KEROSENE 208K ET	2022-01-01	[No Calf Reason]	[Record Calf]
View	XPC 209K	CPF4114985	PINCH HILL AMC KESHA 209K	2022-01-02	[No Calf Reason]	[Record Calf]

32. Entering in each bull into the WHE will allow you to see if they meet all the bylaw requirements for use, if they do not then it is a good time to get the DNA set up and tested before you use them for breeding.

CANADIAN LIMOUSIN ASSOCIATION

Home page Search Tools - Calendar - M

Work Menu

8556

- Search/Find
 - Animal
 - Ranch/Person
- My Account
 - View
- Herd Mgmt
 - Inventory
 - Pasture Groups
 - Recording
 - Breeding
 - DNA
 - Cooperators
 - Private Treaty
 - Consignments
- Customers
- Suppliers
- Reports

WHE Inventory: PINCH HILL LIMOUSIN

Assessment-Age Assessed - 2024 Assessed - 2023 Assessed - 2022 **Bulls Used** Optional Females Cow Calving Histo

Bulls identified as used for breeding

Prefix/Tattoo	Reg #	Name	Used NS	Us
<input type="text"/>	<input type="text"/>	<input type="text"/>	<input type="checkbox"/>	

33. Enter in the Tattoo, or Registration number, then find bull. Check if it is used for Natural service or AI service. Then click add bull. A note will come up under each bull if they do not meet bylaw requirements.

The screenshot shows the 'Inventory: PINCH HILL LIMOUSIN' section. At the top, there are navigation links: 'page', 'Search Tools - Calendar - Marketplace - Breeder Map - Industry Links'. Below this, a row of tabs includes 'ment-Age', 'Assessed - 2024', 'Assessed - 2023', 'Assessed - 2022', 'Bulls Used' (which is highlighted with an orange circle), 'Optional Females', 'Cow Calving History', 'Calf Crops', and 'No Progeny'. Under the 'Bulls Used' tab, the text 'Bulls identified as used for breeding of the 2024 WHE Inventory' is displayed. Below this text is a table with columns: 'Prefix/Tattoo', 'Reg #', 'Name', 'Used NS', and 'Used AI'. The 'Prefix/Tattoo' and 'Reg #' columns have input fields. The 'Name' column has a 'find bull' button. The 'Used NS' and 'Used AI' columns have checkboxes. An 'Add Bull' button is located at the bottom right of the table.

34. The optional females tab is for calves that are not at breeding age at the time of assessment. Or females that had code 51 (Limousin female held from breeding) the previous year.

The screenshot shows the 'Inventory: PINCH HILL LIMOUSIN' section. At the top, there are navigation links: 'Search Tools - Calendar - Marketplace - Breeder Map - Industry Links - www'. Below this, a row of tabs includes 'e', 'Assessed - 2024', 'Assessed - 2023', 'Assessed - 2022', 'Bulls Used', 'Optional Females' (which is highlighted with an orange circle), 'Cow Calving History', 'Calf Crops', and 'No Progeny'. Under the 'Optional Females' tab, the text 'Bulls identified as used for breeding of the 2024 WHE Inventory' is displayed. Below this text is a table with columns: 'Prefix/Tattoo', 'Reg #', 'Name', 'Used NS', and 'Used AI'. The 'Prefix/Tattoo' and 'Reg #' columns have input fields. The 'Name' column has a 'find bull' button. The 'Used NS' and 'Used AI' columns have checkboxes. An 'Add Bull' button is located at the bottom right of the table.

35. By clicking on the Assess for 2024 tab it would add that female to your WHE 2024 if you bred her and planned on her calving that year

Assessment-Age	Assessed - 2024	Assessed - 2023	Assessed - 2022	Bulls Used	Optional Females	Cow Calving History	Calf Crops	No Progen
Females under Assessment Age as of January 1, 2024: 7								
Sorted by	Prefix/Tattoo	Reg #	Name	DOB	(to remove from inventory)			
Assess for								
2024	XPC 305L	CPF4119681	PINCH HILL LANDRY 305L	2023-01-01	[Dispose of this female]			
2024	XPC 307L	CPF4119800	PINCH HILL LUCKY CHARMS 307L	2023-01-02	[Dispose of this female]			
2024	XPC 308L	CPF4119802	PINCH HILL LINDA 308L	2023-01-02	[Dispose of this female]			
2024	XPC 322L	CPF4119676	PINCH HILL LUX 322L	2023-01-26	[Dispose of this female]			
2024	XPC 323L	CPF4119684	PINCH HILL LYRIC 323L	2023-02-02	[Dispose of this female]			
2024	XPC 334L	CPF4119672	PINCH HILL LARAMIE 334L	2023-02-15	[Dispose of this female]			
2024	XPC 336L	CPF4119677	PINCH HILL LARKIN 336L	2023-03-13	[Dispose of this female]			

36. The next tab under herd management is the Recording Tab. Here you can select calves and enter calving data on specific calves, if you do not choose to use the inventory record calf screen

Work Menu

8556

- Search/Find
- Animal
- Ranch/Person
- My Account
- View
- Herd Mgmt
- Inventory
- Pasture Groups
- Recording
- Breeding
- DNA
- Cooperators
- Private Treaty
- Consignments
- Customers
- Suppliers
- Reports
- Tools
- Affiliations
- Work Queues
- Birth Recording
- Weaning

Home page

Search Tools Calendar Plans

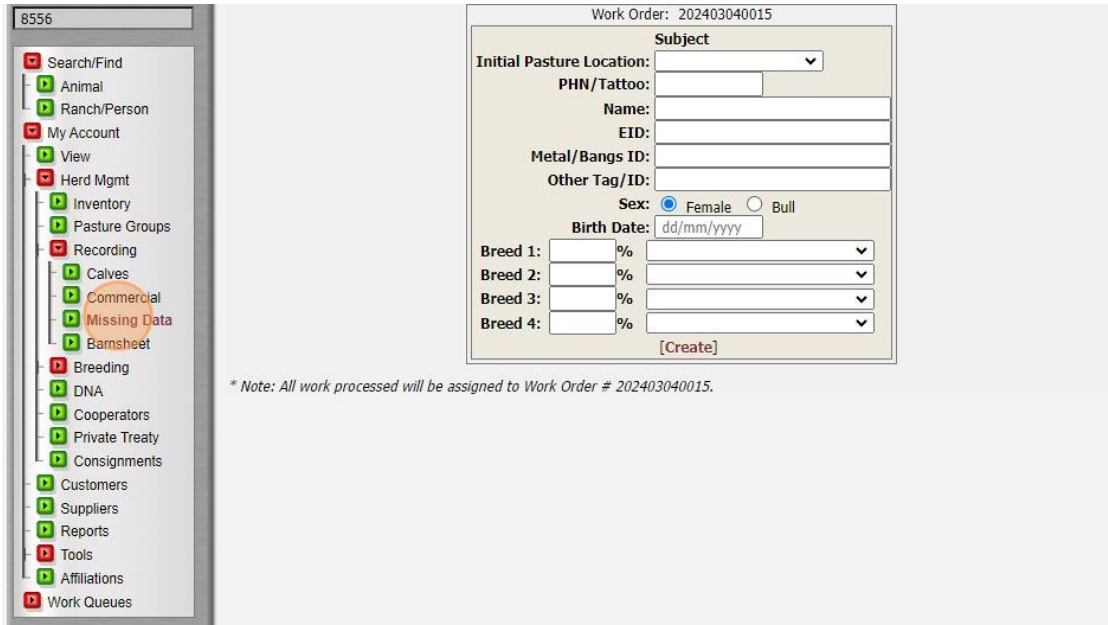
Birth Recording

Work Order 202403040015

How many animals are to be entered? 1

Continue

37. Commercial tab, this is where you enter in commercial cows. If you use a commercial cow as a recipient female, and she is not a Limousin cow, or is not able to be registered as a Limousin cow you would enter here.



8556

- Search/Find
- Animal
- Ranch/Person
- My Account
- View
- Herd Mgmt
- Inventory
- Pasture Groups
- Recording
- Calves
- Commercial**
- Missing Data
- Barnsheet
- Breeding
- DNA
- Cooperators
- Private Treaty
- Consignments
- Customers
- Suppliers
- Reports
- Tools
- Affiliations
- Work Queues

Work Order: 202403040015

Subject

Initial Pasture Location:

PHN/Tattoo:

Name:

EID:

Metal/Bangs ID:

Other Tag/ID:

Sex: ☒ Female ☐ Bull

Birth Date:

Breed 1: %

Breed 2: %

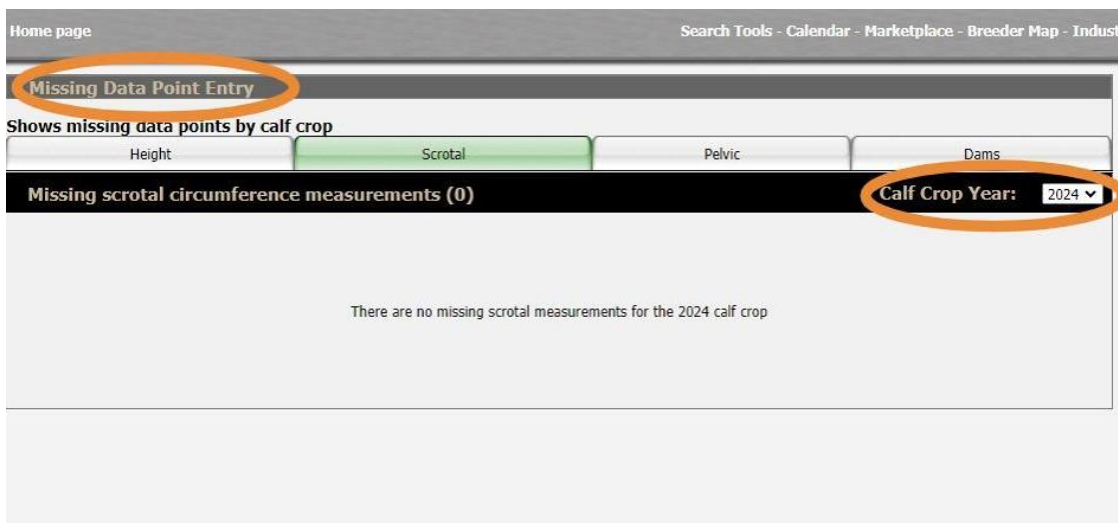
Breed 3: %

Breed 4: %

[Create]

* Note: All work processed will be assigned to Work Order # 202403040015.

38. The Missing Data is where you enter in any missed data from the year. You can select the year in the calf crop year drop down. Add heights, scrotal, pelvic or Dam information here.



Home page Search Tools - Calendar - Marketplace - Breeder Map - Industry

Missing Data Point Entry

Shows missing data points by calf crop

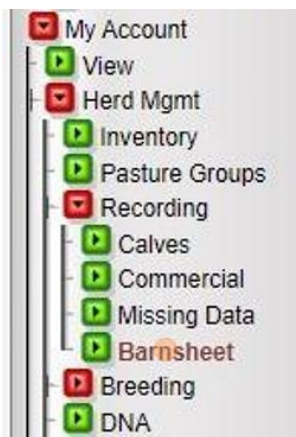
Height Scrotal Pelvic Dams

Missing scrotal circumference measurements (0)

Calf Crop Year: 2024

There are no missing scrotal measurements for the 2024 calf crop

39. The Barn sheet tab will take you to where you can print out barn sheets for ultrasound technicians



40. Check the box beside each animal you wish to add to your sheet

A screenshot of the 'Barnsheet Selection' form. The form has a header bar with 'Home page' on the left and 'Search Tools - Calendar - Marketplace - Breeder' on the right. Below the header, the title 'Barnsheet Selection' is followed by a description: 'The animals listed below have all Limousin genetics between 250 and 500 days of age and have no ultrasound data on file. Select the animals'. The form contains two tables of animals, each with columns for 'Reg #', 'HerdCode/Tattoo', and a checkbox. The first table has 5 rows, and the second table has 5 rows. The first row of the first table is highlighted in green, and its checkbox is circled in orange. Below the tables is a 'Create' button and the text 'a Barnsheet for the animals selected above'.

Reg #	HerdCode/Tattoo	
CPF4118989	BLM 327L	<input checked="" type="checkbox"/>
CPF4119681	XPC 305L	<input type="checkbox"/>
CPM4119685	XPC 310L	<input type="checkbox"/>
CPM4119686	XPC 321L	<input type="checkbox"/>
CPM4120267	XPC 332L	<input type="checkbox"/>

Reg #	HerdCode/Tattoo	
CPM4119670	XPC 303L	<input type="checkbox"/>
CPF4119800	XPC 307L	<input type="checkbox"/>
CPM4119680	XPC 312L	<input type="checkbox"/>
CPF4119676	XPC 322L	<input type="checkbox"/>
CPF4119672	XPC 334L	<input type="checkbox"/>

a Barnsheet for the animals selected above

41. Then click create and it will generate a spreadsheet for you to give to your ultrasound technician

Search Tools - Calendar - Marketplace - Breeder Map - Industry Links - www.limousin.com

tion

Now have all Limousin genetics between 250 and 500 days of age and have no ultrasound data on file. Select the animals to be scanned from the list below the

HerdCode/Tattoo	Reg #	HerdCode/Tattoo	Reg #
BLM 327L	<input checked="" type="checkbox"/>	CPM4119670	<input type="checkbox"/>
XPC 305L	<input checked="" type="checkbox"/>	CPF4119800	<input type="checkbox"/>
XPC 310L	<input checked="" type="checkbox"/>	CPM4119680	<input type="checkbox"/>
XPC 321L	<input type="checkbox"/>	CPF4119676	<input type="checkbox"/>
XPC 332L	<input type="checkbox"/>	CPF4119672	<input type="checkbox"/>

Create a Barnsheet for the animals selected above

42. The next tab group under herd management is the Breeding tab

Work Menu

8556

- Search/Find
- Animal
- Ranch/Person
- My Account
- View
- Herd Mgmt
 - Inventory
 - Pasture Groups
 - Recording
 - Breeding
 - Bull Agreements
 - Cow Leases
 - Semen Inv
 - Embryo Inv
 - Pasture Exposed
 - AI Service
 - Embryo Transfer
 - Due to Calve
- DNA
- Cooperators
- Private Treaty
- Consignments
- Customers
- Suppliers

Barnsheet Selection

The animals listed below have all Limousin genetics between 250 and 500 days of age and have no ultrasound data on file.

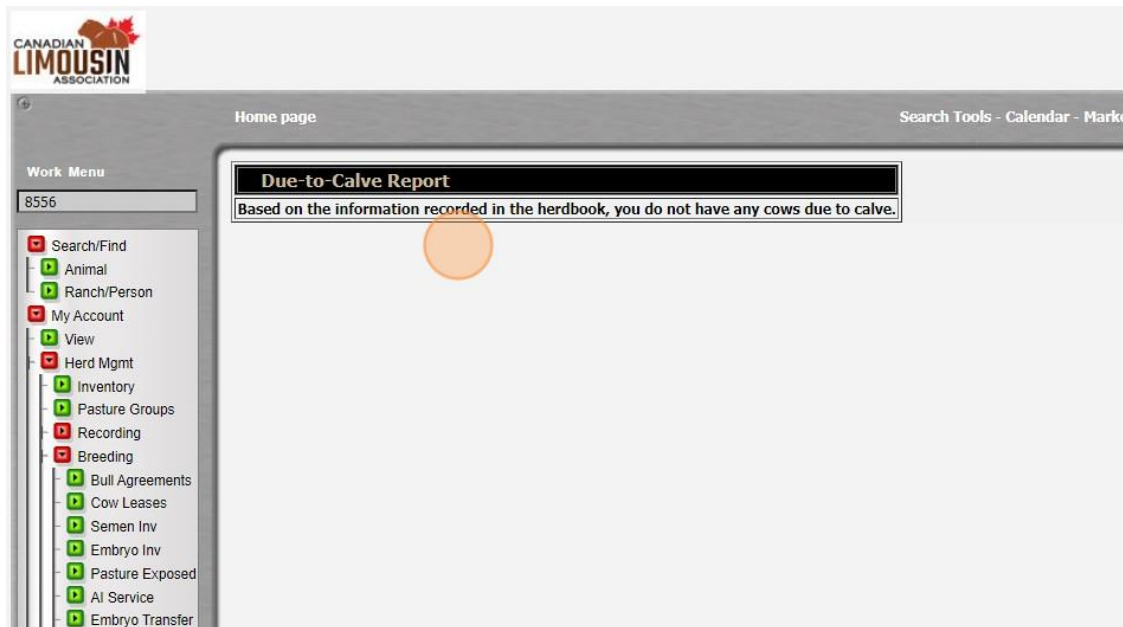
Reg #	HerdCode/Tattoo	Reg #	HerdCode/Ta
CPF4118989	BLM 327L	CPM4119670	XPC 303L
CPF4119681	XPC 305L	CPF4119800	XPC 307L
CPM4119685	XPC 310L	CPM4119680	XPC 312L
CPM4119686	XPC 321L	CPF4119676	XPC 322L
CPM4120267	XPC 332L	CPF4119672	XPC 334L

Create a Barnsheet for the anima

43. Here is where you can set up Bull use agreements, cow leases, add to your semen inventories, Embryo Inventories (if you have purchased embryo's the CLA will have to add the embryos to your inventory), Pasture exposure, AI service, Embryo Transfers and Due to Calve. These are all management screens if you use Digital Beef as your complete calving management system.



44. The Due to Calve tab will take you to your due to calve report. This will generate animals and their due dates based on breeding information you have entered during breeding season.




45. The next tab under herd management is your DNA tab, this is where you can go set up DNA requests for your animals to submit to the CLA office.



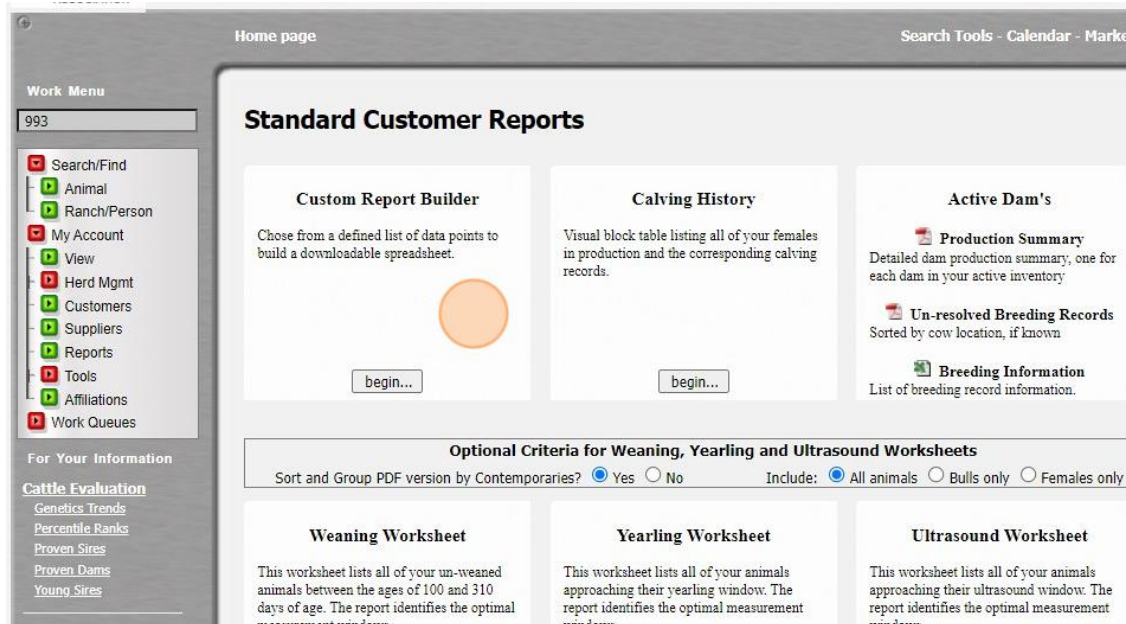
46. This will bring up the DNA order request, Orders you have in progress, Parentage markers (animals that have been tested and results of parentage) , Genetic summary (animals tested for phenotypes and the results), Probable carries (this shows animals with probable defects from pedigree carriers for Proto and F94L Myostatin)



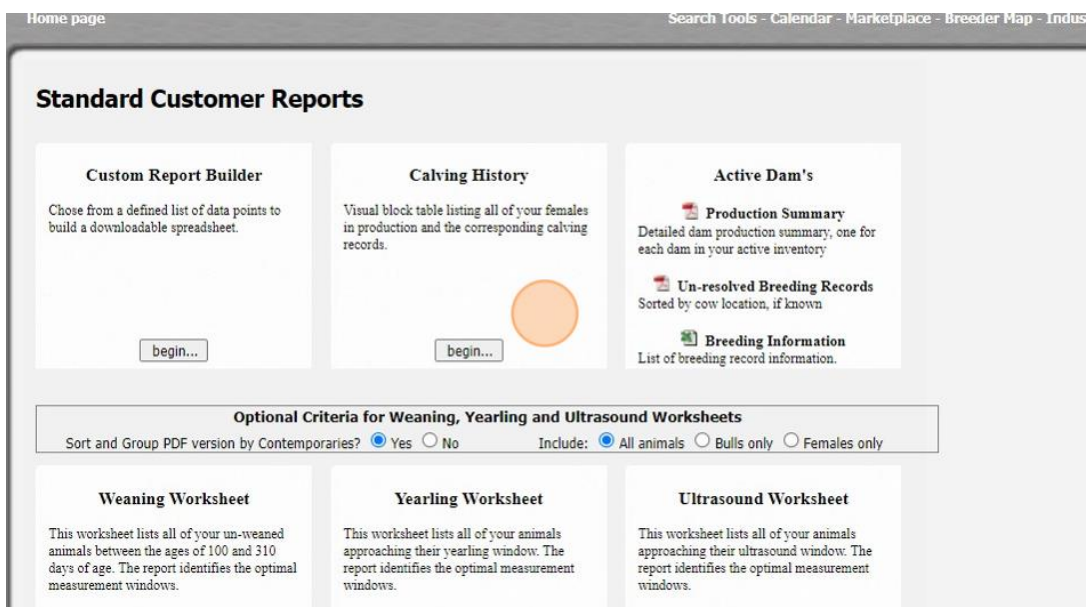
47. The Reports Tab will bring you to the Standard Reports Page



48. The custom report Builder, you can choose from a defined list of data points to build a downloadable spreadsheet based on the criteria you selected



49. Calving History
Visual block table listing all of your females in production and the corresponding calving records



50. The Active Dam's, here you can build custom lists of Production summary (list all your females and the progeny they have had to date), Unresolved Breeding Records, and Breeding records worksheets (shows the breeding dam/sire, dates exposed and resulting progeny and calving dates)

ports

Calving History
Visual block table listing all of your females in production and the corresponding calving records.
[begin...](#)

Active Dam's

Production Summary
Detailed dam production summary, one for each dam in your active inventory

Un-resolved Breeding Records
Sorted by cow location, if known

Breeding Information
List of breeding record information.

Criteria for Weaning, Yearling and Ultrasound Worksheets
varies? ☒ Yes ☐ No Include: ☒ All animals ☐ Bulls only ☐ Females only

Yearling Worksheet
This worksheet lists all of your animals approaching their yearling window. The report identifies the optimal measurement windows.

Ultrasound Worksheet
This worksheet lists all of your animals approaching their ultrasound window. The report identifies the optimal measurement windows.

51. Weaning Worksheet

This worksheet lists all of your un-weaned animals between the ages of 100 and 310 days of age. The report identifies the optimal measurement windows.

Tools
Affiliations
Work Queues

For Your Information
Cattle Evaluation
Genetics Trends
Percentile Ranks
Proven Sires
Young Sires
Genetic Conditions
Adjustment Formulas
By-Laws (Jan 2021)
Calendar Calculator:
04/03/2024 [calculate](#)
International Letter
R - 2005 C - 2015
S - 2006 D - 2016
T - 2007 E - 2017
U - 2008 F - 2018
W - 2009 G - 2019
X - 2010 H - 2020
Y - 2011 J - 2021

[begin...](#)

Breeding Information
List of breeding record information.

Optional Criteria for Weaning, Yearling and Ultrasound Worksheets
Sort and Group PDF version by Contemporaries? ☒ Yes ☐ No Include: ☒ All animals ☐ Bulls only ☐ Females only

Weaning Worksheet
This worksheet lists all of your un-weaned animals between the ages of 100 and 310 days of age. The report identifies the optimal measurement windows.

Yearling Worksheet
This worksheet lists all of your animals approaching their yearling window. The report identifies the optimal measurement windows.

Ultrasound Worksheet
This worksheet lists all of your animals approaching their ultrasound window. The report identifies the optimal measurement windows.

Performance
Summary
This report list all active animals and all performance measurement information contained in the registry.
Worksheet
Vanilla performance entry form

EPD
This report lists all active animals and their calculated EPDs from the weekly National Cattle Evaluation.

QR Code Inventory List
Select only the fields for which you are interested. Must specify the birth date range and sex.

52. Yearling Worksheet

This worksheet lists all of your animals approaching their yearling window. The report identifies the optimal measurement windows.

The screenshot displays a web interface for generating reports. At the top, there are two 'begin...' buttons and a 'Breeding Information' link. Below this is a section titled 'Optional Criteria for Weaning, Yearling and Ultrasound Worksheets' with filters for 'Sort and Group PDF version by Contemporaries?' (Yes/No) and 'Include:' (All animals, Bulls only, Females only). The main area contains six report cards: 'Weaning Worksheet', 'Yearling Worksheet' (highlighted with an orange circle), 'Ultrasound Worksheet', 'Performance', 'EPD', and 'QR Code Inventory List'. Each card includes a brief description and icons for PDF and Worksheet formats. The 'Performance' card also includes a 'Summary' icon and a 'Worksheet' icon with the text 'Vanilla performance entry form'.

53. Ultrasound Worksheet

This worksheet lists all of your animals approaching their ultrasound window. The report identifies the optimal measurement windows.

This screenshot shows a similar web interface to the one above, but with the 'Ultrasound Worksheet' card highlighted with an orange circle. The layout and filters are identical, showing options for 'Optional Criteria for Weaning, Yearling and Ultrasound Worksheets' and a grid of report cards including 'Weaning Worksheet', 'Yearling Worksheet', 'Ultrasound Worksheet', 'Performance', 'EPD', and 'QR Code Inventory List'.

54. Performance Summary this report lists all active animals and all performance measurement information contained in the registry.

Performance Worksheet is an empty worksheet to enter in any performance data chute side to record later

For Your Information

[Cattle Evaluation](#)
[Genetics Trends](#)
[Percentile Ranks](#)
[Proven Sires](#)
[Proven Dams](#)
[Young Sires](#)

[Genetic Conditions](#)

[Adjustment Formulas](#)

[By-Laws \(Jan 2021\)](#)

[Calendar Calculator:](#)
04/03/2024 [calculate](#)



[International Letter](#)
R - 2005 C - 2015
S - 2006 D - 2016
T - 2007 E - 2017
U - 2008 F - 2018
W - 2009 G - 2019
X - 2010 H - 2020
Y - 2011 J - 2021
Z - 2012 K - 2022
A - 2013 L - 2023
B - 2014 M - 2024

Optional Criteria for Weaning, Yearling and Ultrasound Worksheets

Sort and Group PDF version by Contemporaries? ☒ Yes ☐ No Include: ☒ All animals ☐ Bulls only ☐ Females only



Weaning Worksheet

This worksheet lists all of your un-weaned animals between the ages of 100 and 310 days of age. The report identifies the optimal measurement windows.



Yearling Worksheet

This worksheet lists all of your animals approaching their yearling window. The report identifies the optimal measurement windows.


 

Ultrasound Worksheet


This worksheet lists all of your animals approaching their ultrasound window. The report identifies the optimal measurement windows.

Performance

 **Summary**



This report list all active animals and all performance measurement information contained in the registry.

 **Worksheet**

Vanilla performance entry form


EPD

This report lists all active animals and their calculated EPDs from the weekly National Cattle Evaluation.

QR Code Inventory List

Select only the fields for which you are interested. Must specify the birth date range and sex.

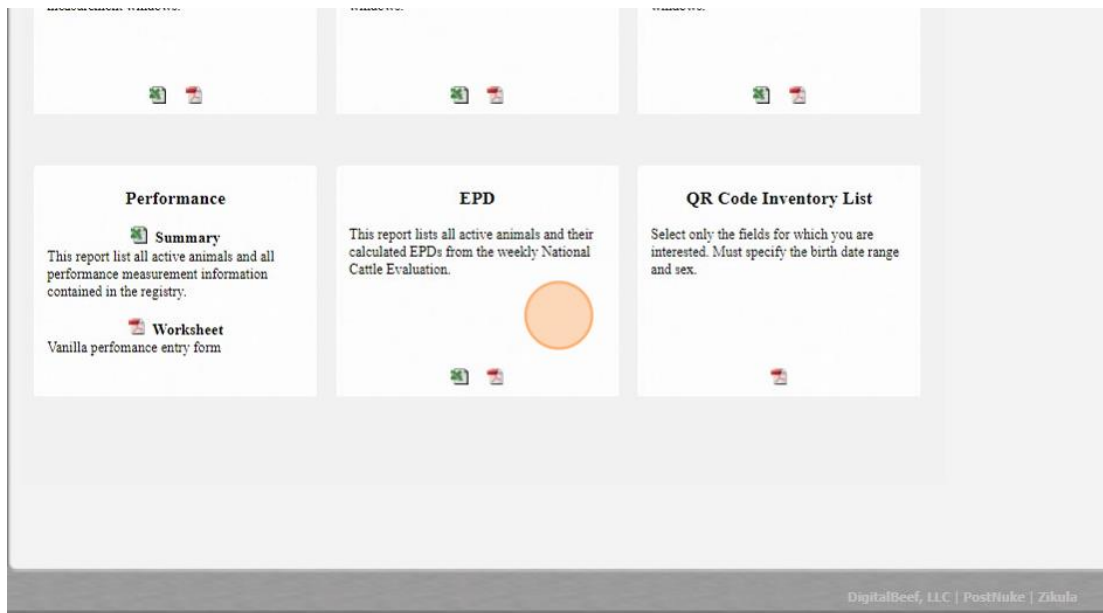


www.limousin.com

28

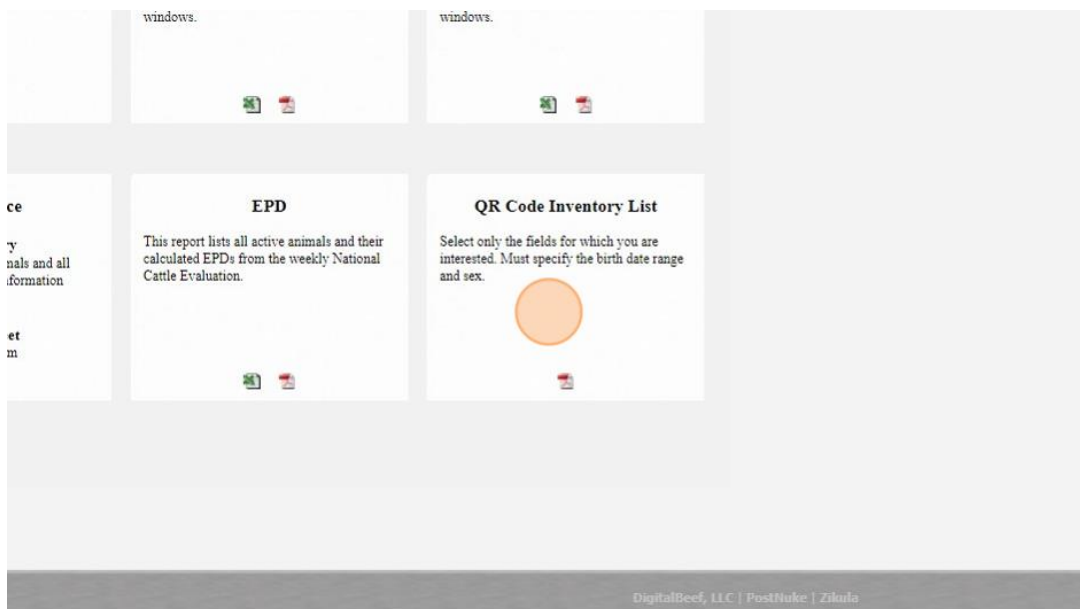
55. EPD

This report lists all active animals and their calculated EPDs from the weekly National Cattle Evaluation.



56. QR Code Inventory List

Select only the fields for which you are interested. Must specify the birth date range and sex.



57. Work Queues Tab

Birth recording will have any animals you have placed in this queue to register/records calves

Weaning queue is where you will enter the weaning data for any calves you have placed in the weaning queue from your herd tab

Yearling queue is where you will enter the yearling data for any calves you have placed in the yearling queue from your herd tab, only calves with weaning weights can have yearling data recorded

Upgrade/Register this work queue is for animals you have placed in the queue from the herd tab as well that requires upgrading to registered (example a embryo calf that now has DNA completed, or a calf you recorded and now have more data on and what to register)

Transfer Animal work queue is for animals you have selected under the herd tab that you would like to complete the transfers on to members you have sold them to

Update status work queue is for animals you have selected to Dispose from your herd tab,

